Multiple District 35

As of October 2026 Cumulative

Year	New Clubs	Dropped Clubs	Gain/ Loss Clubs	New Members	Charter Members	Reinstate Members	Transfer Members	Total Member Added	Total Members Dropped	Gain/ Loss Members
2022-2023	9	22	-13	703	223	81	83	1,090	1,377	-287
2023-2024	2	17	-15	657	120	139	136	1,052	1,297	-245
2024-2025	3	10	-7	485	61	161	74	781	1,028	-247
2025-2026	6	6	0	582	157	113	71	923	925	-2
2026-2027	4	0	4	258	100	52	15	425	281	144
Average	**5**	**11**	**-6**	**537**	**132**	**109**	**76**	**854**	**982**	**-127**

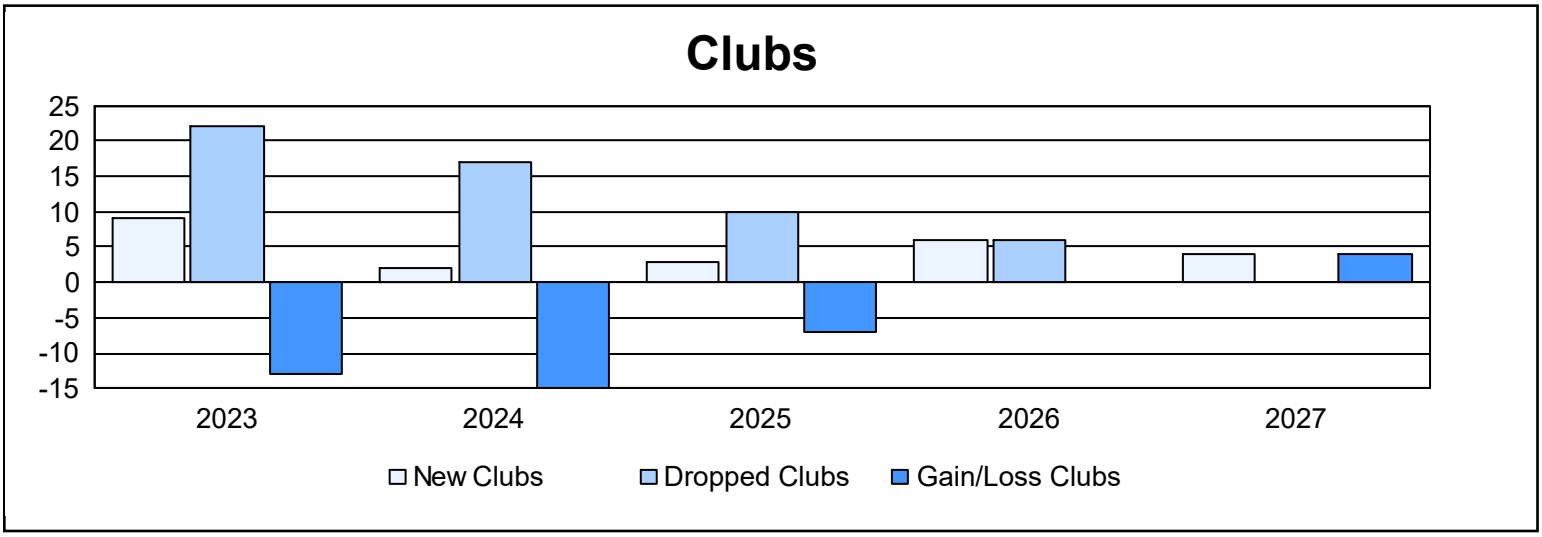

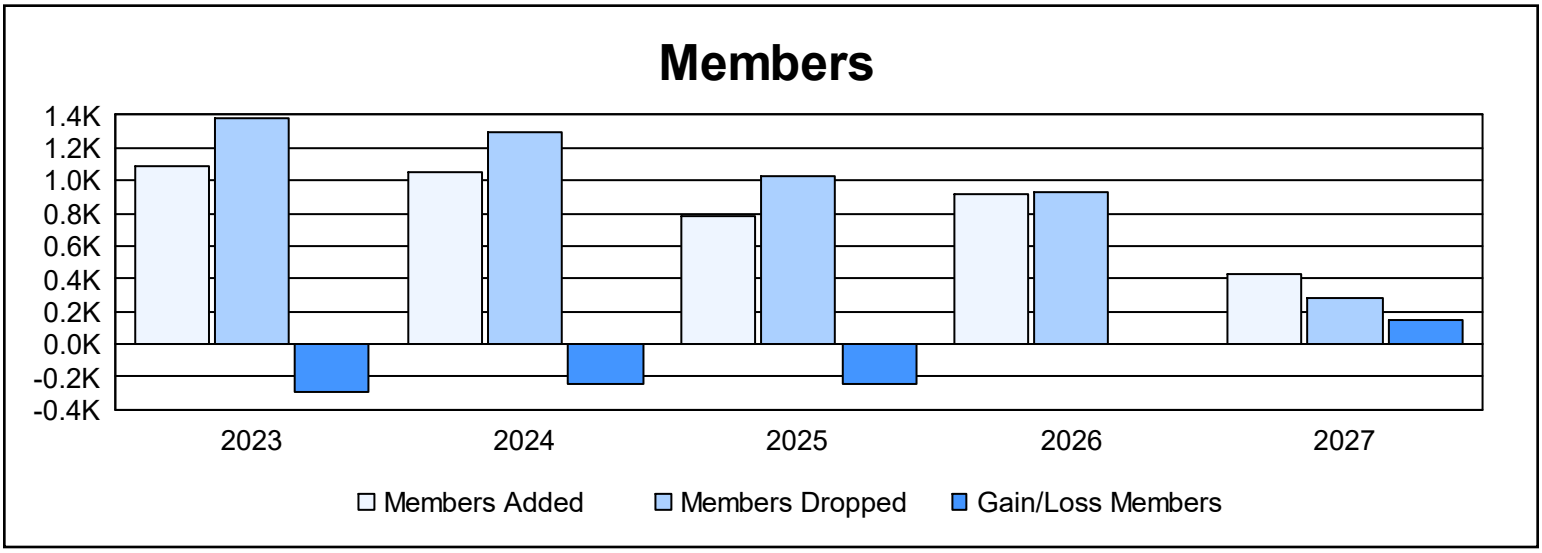

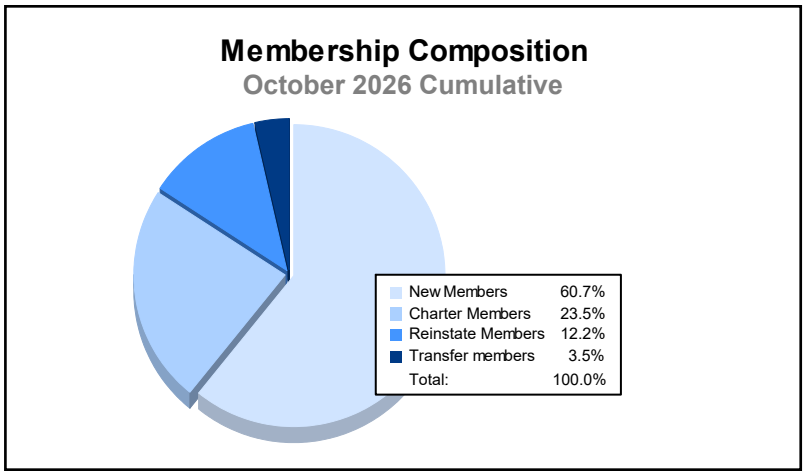
Membership Composition
October 2026 Cumulative
New Members 60.7%
Charter Members 23.5%
Reinstate Members 12.2%
Transfer members 3.5%
Total: 100.0%

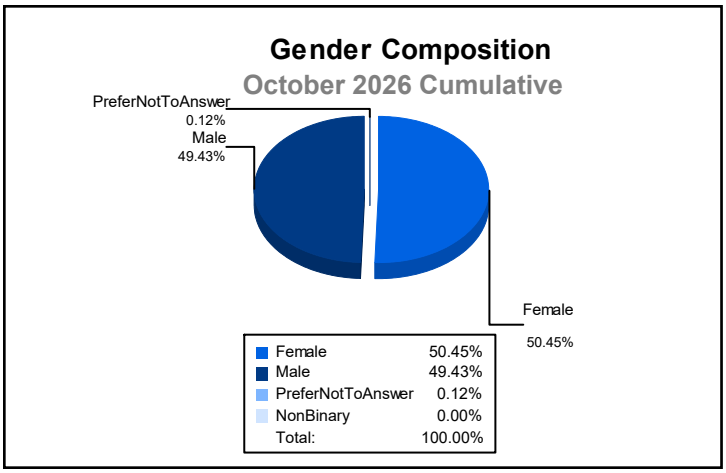
Gender Composition
October 2026 Cumulative
PreferNotToAnswer
0.12%
Male
49.43%
Female
50.45%
Female 50.45%
Male 49.43%
PreferNotToAnswer 0.12%
NonBinary 0.00%
Total: 100.00%